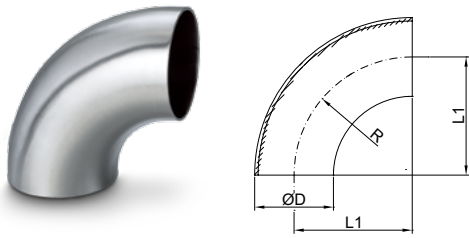


卫生级管件(DIN) SANITARY PIPE FITTINGS

90°焊接式弯头
90° Welded Elbow

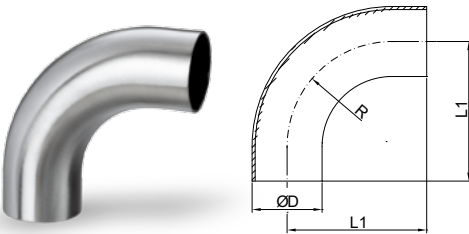


DIN

No.KST-P042

Size	D	L1	R
DN10	12.0	26.0	26.0
DN15	18.0	35.0	35.0
DN20	22.0	40.0	40.0
DN25	28.0	50.0	50.0
DN32	34.0	55.0	55.0
DN40	40.0	60.0	60.0
DN50	52.0	70.0	70.0
DN65	70.0	80.0	80.0
DN80	85.0	90.0	90.0
DN100	104.0	100.0	100.0
DN125	129.0	187.0	187.0
DN150	154.0	225.0	225.0
DN200	204.0	300.0	300.0
DN250	254.0	375.0	375.0
DN300	306.0	450.0	450.0

90°焊接式弯头长型
90° Welded Elbow (Long type)

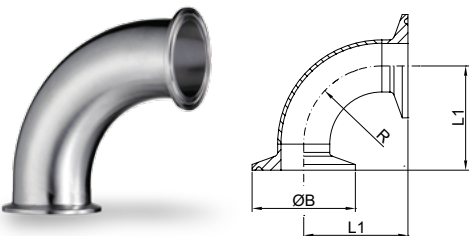


DIN

No.KST-P043

Size	D	L1	R
DN10	12.0	38.0	26.0
DN15	18.0	47.0	35.0
DN20	22.0	52.0	40.0
DN25	28.0	70.0	50.0
DN32	34.0	78.0	55.0
DN40	40.0	85.0	60.0
DN50	52.0	97.0	70.0
DN65	70.0	110.0	80.0
DN80	85.0	118.0	90.0
DN100	104.0	140.0	100.0

90°卡箍式弯头
90° Clamped Elbow



DIN

No.KST-P044

Size	B	L1	R
DN15	34.0	53.0	35.0
DN20	34.0	58.0	40.0
DN25	50.5	71.0	50.0
DN32	50.5	76.5	55.0
DN40	50.5	81.5	60.0
DN50	64.0	91.5	70.0
DN65	91.0	108.0	80.0
DN80	106.0	118.0	90.0
DN100	119.0	128.0	100.0